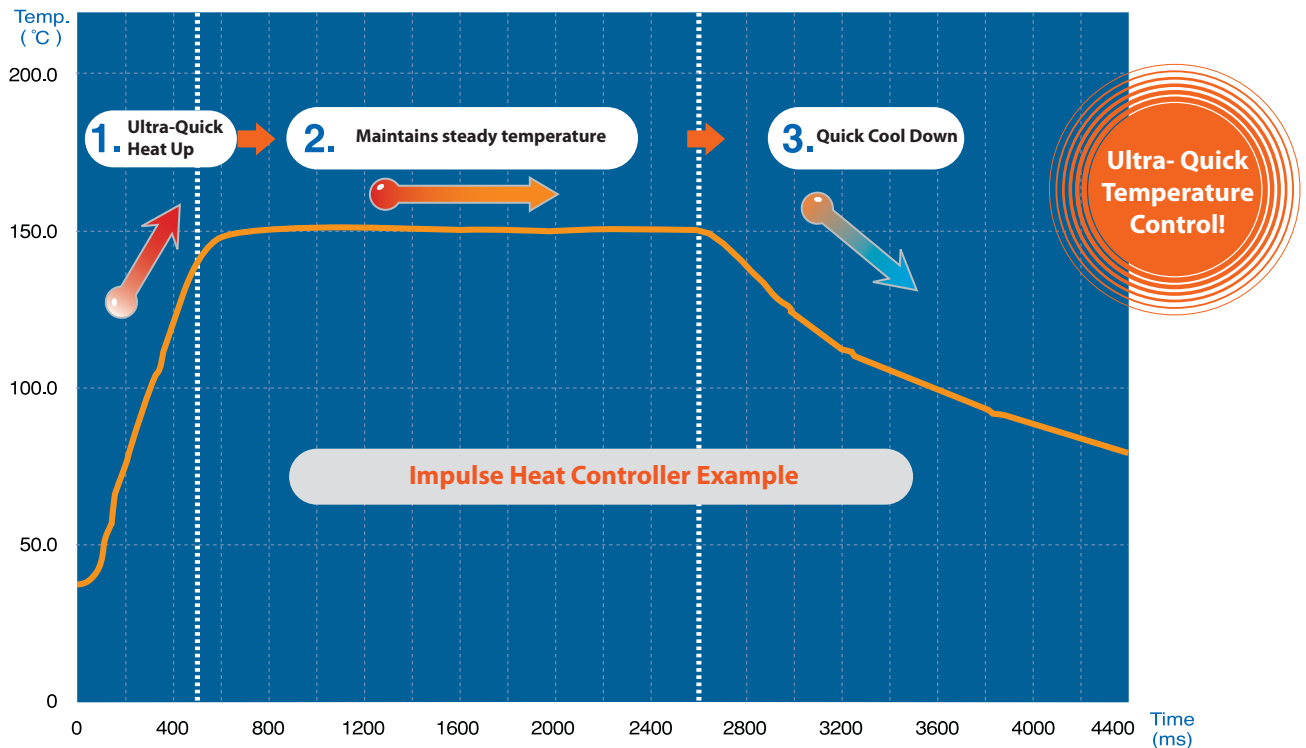



Panasonic

ideas for life


FP Impulse Heat Controller



● Using timers to control sealing



● Impulse heat controller sealing



Beautiful Finish!

Features

- 1 **Ultra high-speed 18ms! Suitable for high-speed temperature control needed for impulse sealers and vacuum packing machines.**
- 2 **Extend the lifetime of your heater**
The temperature will not rise higher than needed. This will extend the lifetime of the heater in comparison to heat control using timers.
- 3 **Can be used as a PLC**
Perform I/O control, save temperature data, and even connect to an HMI.

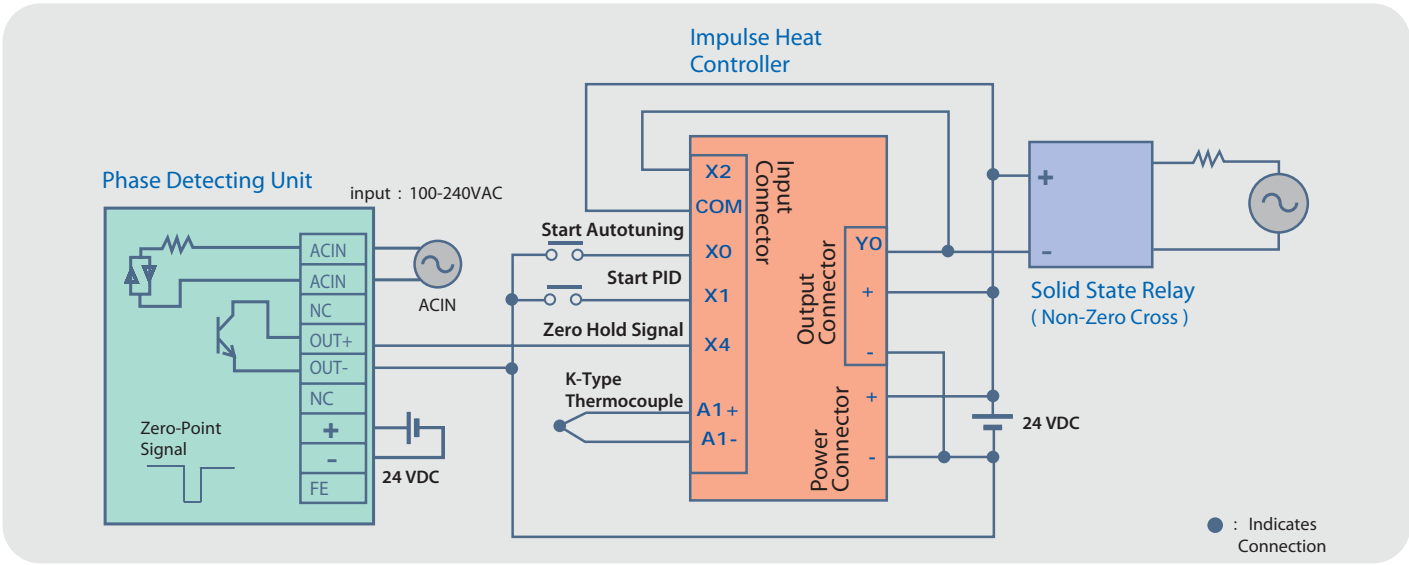


Phase Detecting Unit

Impulse Heat Controller

Panasonic Electric Works Corporation of America

■ Connection Diagram



■ Specifications

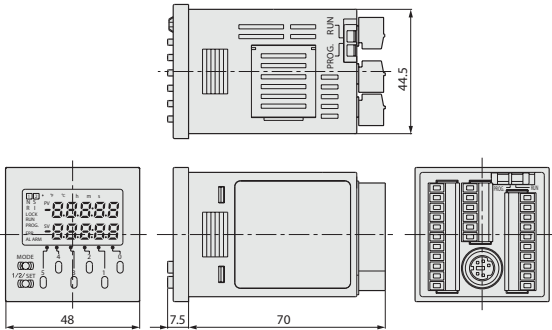
Item	Specifications
Temp. Input Conversion Time	18ms
Temp. Input Range	-30 ~ 600°C
Temp. Control Input	1 Input
Temp. Sensor Type	K-Type Thermocouple
Control Inputs	8 Inputs
Control Outputs	6 Outputs
Rated Voltage	24V DC

■ Part Numbers

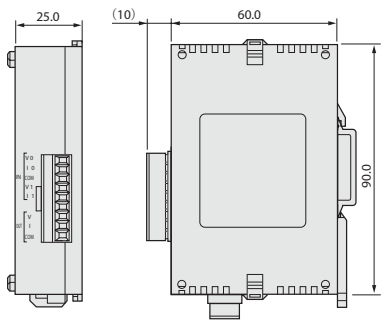
Product Name	Part Number
Impulse Heat Controller	AAD010100
Phase Detecting Unit	AAD02010

■ Dimensions (mm)

■ Impulse Heat Controller



■ Phase Detecting Unit



■ Instructions for Use

Using Thermocouples

- Isolate from heater using insulating tape.
- If you need a quick response from the thermocouple, use a thin thermocouple and thin insulating tape.

To run the Impulse Heat Controller and to program it, additional software is required. Please contact us for more information.

About SSR

- Please use non-zero cross-type SSR. Also, please select SSR according to load voltage and current, using a radiator if necessary

■ SSR Part Number

Load Current	Part Number
10A	AQN121
15A	AQN221
20A	AQN321
25A	AQN421
40A	AQN621

■ LED types add "L" at the end of the part number. For Varistor, add "V" at the end of the part number.