

# Sectional Terminal Blocks

## 1/2" Sectional


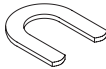

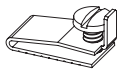




600 Volts AC/DC  
24 Circuits per Foot

### Specifications:

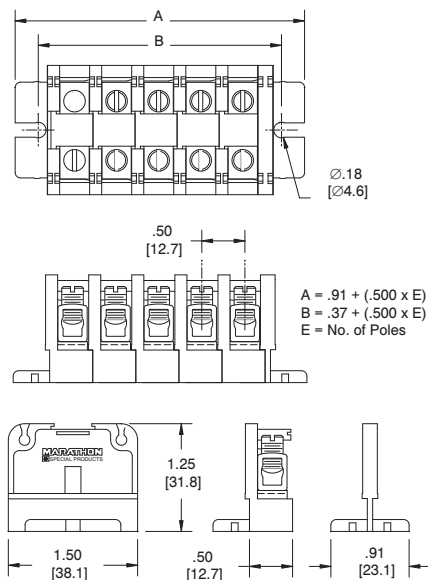
- Base, White Nylon - Type 6/6 105°C
- Tubular Screw (TSCU) Copper, Tin Plated; Screw #1/4-28 Steel, Nickel Plated
- Wire Range #4-#16 AWG Copper, 70 Amps
- Torque 20 lb-in
- UL Recognized File No. XCFR2.E62806
- CSA Certified File No. LR19766
- **CE**
- RoHS Compliant



6H12 TSCU C

Catalog #	Description		Std Pk	Catalog #	Description		Std Pk
6H12 TSCU F For flat mount block	Tubular Screw		50	J 12	Jumper		50
6H12 TSCU C For channel mount block	Tubular Screw		50	MC	Mounting Clamp		25
6H12 E F For flat mount block	End Section		25	MPC-3 (3 ft channel) MPC-6 (6 ft channel)	Channel		--
6H12 E C For channel mount block	End Section		25	MS 2	Vinyl Marking Strip - 1/2" x 2'		25

### Flat Mount:



### Channel Mount:

